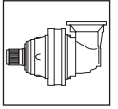


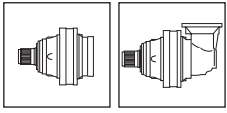
PG 65000

| | i | Mc [kNm] | | | | n _{1max} [min ⁻¹] | Pt [kW] | Kg | | | | |
|-----------------|---------|--------------------|--------------------|--------------------|--------------------|---|------------|------|---|-----|------|------|
| | | n ₂ x h | n ₂ x h | n ₂ x h | n ₂ x h | | | M | P | CPC | F | FS |
| | | 10.000 | 20.000 | 50.000 | 100.000 | | | | | | | |
| PG 65001 | 3.84 | 730.3 | 657.5 | 572.3 | 540.0 | 100 | 160 | 3175 | — | — | 2850 | 2907 |
| PG 65002 | 14.13 | 730.3 | 657.5 | 572.3 | 540.0 | 200 | 110 | 4015 | — | — | 3690 | 3747 |
| | 19.00 | 730.3 | 657.5 | 572.3 | 540.0 | | | | | | | |
| PG 65003 | 55.88 | 730.3 | 657.5 | 572.3 | 540.0 | 1200 | 93 | 4209 | — | — | 3884 | 3941 |
| | 75.00 | 730.3 | 657.5 | 572.3 | 540.0 | | | | | | | |
| | 96.06 | 730.3 | 657.5 | 572.3 | 540.0 | | | | | | | |
| PG 65004 | 198.69 | 730.3 | 657.5 | 572.3 | 540.0 | 2000 | 70 | 4268 | — | — | 3943 | 4000 |
| | 266.79 | 730.3 | 657.5 | 572.3 | 540.0 | | | | | | | |
| | 306.60 | 730.3 | 657.5 | 572.3 | 540.0 | | | | | | | |
| | 362.67 | 730.3 | 657.5 | 572.3 | 540.0 | | | | | | | |
| | 411.67 | 730.3 | 657.5 | 572.3 | 540.0 | | | | | | | |
| | 482.89 | 730.3 | 657.5 | 572.3 | 540.0 | | | | | | | |
| | 537.92 | 730.3 | 657.5 | 572.3 | 540.0 | | | | | | | |
| | 648.38 | 730.3 | 657.5 | 572.3 | 540.0 | | | | | | | |
| | 768.46 | 730.3 | 657.5 | 572.3 | 540.0 | | | | | | | |
| PG 65005 | 1026.58 | 730.3 | 657.5 | 572.3 | 540.0 | 2800 | 49 | 4284 | — | — | 3959 | 4016 |
| | 1214.84 | 730.3 | 657.5 | 572.3 | 540.0 | | | | | | | |
| | 1326.50 | 730.3 | 657.5 | 572.3 | 540.0 | | | | | | | |
| | 1496.00 | 730.3 | 657.5 | 572.3 | 540.0 | | | | | | | |
| | 1616.87 | 730.3 | 657.5 | 572.3 | 540.0 | | | | | | | |
| | 1736.35 | 730.3 | 657.5 | 572.3 | 540.0 | | | | | | | |
| | 1873.78 | 730.3 | 657.5 | 572.3 | 540.0 | | | | | | | |
| | 1958.22 | 730.3 | 657.5 | 572.3 | 540.0 | | | | | | | |
| | 2127.00 | 730.3 | 657.5 | 572.3 | 540.0 | | | | | | | |
| | 2218.92 | 730.3 | 657.5 | 572.3 | 540.0 | | | | | | | |
| | 2403.72 | 730.3 | 657.5 | 572.3 | 540.0 | | | | | | | |
| | 2779.25 | 730.3 | 657.5 | 572.3 | 540.0 | | | | | | | |
| | 3046.40 | 730.3 | 657.5 | 572.3 | 540.0 | | | | | | | |
| | 3500.95 | 730.3 | 657.5 | 572.3 | 540.0 | | | | | | | |
| | 3899.91 | 730.3 | 657.5 | 572.3 | 540.0 | | | | | | | |
| | 4610.73 | 730.3 | 657.5 | 572.3 | 540.0 | | | | | | | |
| | 5571.30 | 730.3 | 657.5 | 572.3 | 540.0 | | | | | | | |

PG 65000

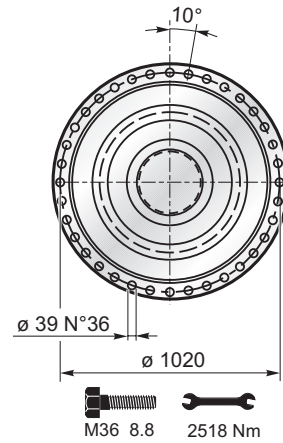
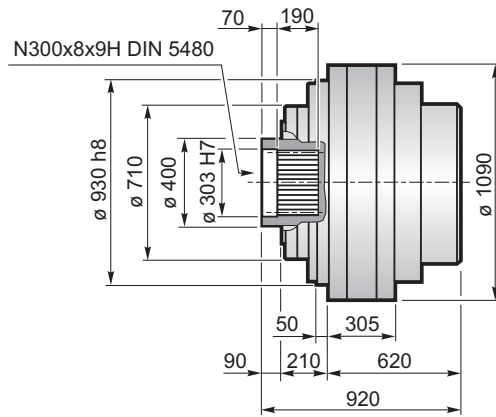


| | i | Mc [kNm] | | | | n1max [min ⁻¹] | Pt [kW] | Kg | | | | |
|------------------|---------|--------------------|--------------------|--------------------|--------------------|-------------------------------|------------|------|---|-----|------|------|
| | | n ₂ x h | n ₂ x h | n ₂ x h | n ₂ x h | | | M | P | CPC | F | FS |
| | | 10.000 | 20.000 | 50.000 | 100.000 | | | | | | | |
| PGA 65005 | 610.27 | 730.3 | 657.5 | 572.3 | 540.0 | 2500 | 50 | 4390 | — | — | 4065 | 4122 |
| | 735.60 | 730.3 | 657.5 | 572.3 | 540.0 | | | | | | | |
| | 819.42 | 730.3 | 657.5 | 572.3 | 540.0 | | | | | | | |
| | 927.24 | 730.3 | 657.5 | 572.3 | 540.0 | | | | | | | |
| | 987.70 | 730.3 | 657.5 | 572.3 | 540.0 | | | | | | | |
| | 1113.90 | 730.3 | 657.5 | 572.3 | 540.0 | | | | | | | |
| | 1246.00 | 730.3 | 657.5 | 572.3 | 540.0 | | | | | | | |
| | 1426.00 | 730.3 | 657.5 | 572.3 | 540.0 | | | | | | | |
| | 1500.69 | 730.3 | 657.5 | 572.3 | 540.0 | | | | | | | |
| | 1692.44 | 730.3 | 657.5 | 572.3 | 540.0 | | | | | | | |
| | 1960.90 | 730.3 | 657.5 | 572.3 | 540.0 | | | | | | | |
| | 2166.62 | 730.3 | 657.5 | 572.3 | 540.0 | | | | | | | |
| | 2510.29 | 730.3 | 657.5 | 572.3 | 540.0 | | | | | | | |
| | 3025.79 | 730.3 | 657.5 | 572.3 | 540.0 | | | | | | | |
| | 3586.13 | 730.3 | 657.5 | 572.3 | 540.0 | | | | | | | |

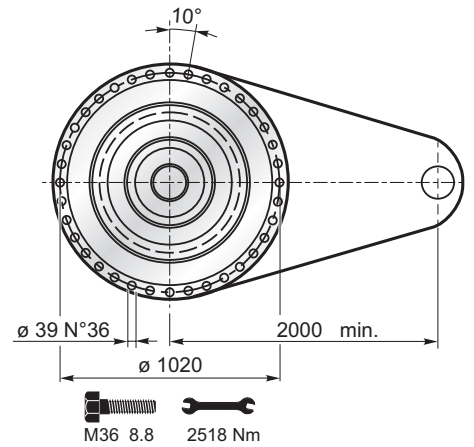
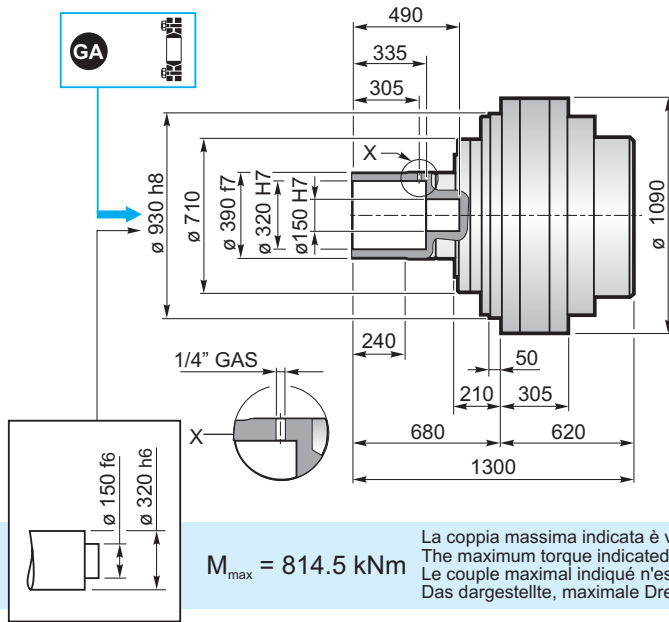


PG 65000

F



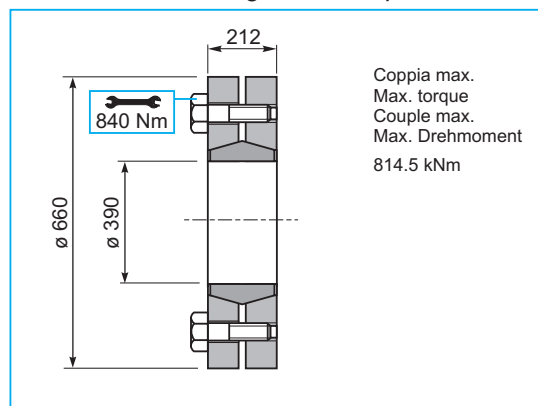
FS



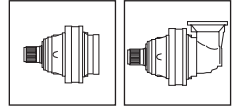
$M_{max} = 814.5 \text{ kNm}$

La coppia massima indicata è valida solo con calettatori forniti da SOM
 The maximum torque indicated is valid only with shrink discs supplied by SOM
 Le couple maximal indiqué n'est valable qu'avec les frettes de serrage fournis par SOM
 Das dargestellte, maximale Drehmoment gilt nur mit von SOM gelieferter Schrumpfscheibe

GA Giunto di attrito / Shrink disc
 Frettes de serrage / Schrumpfscheibe



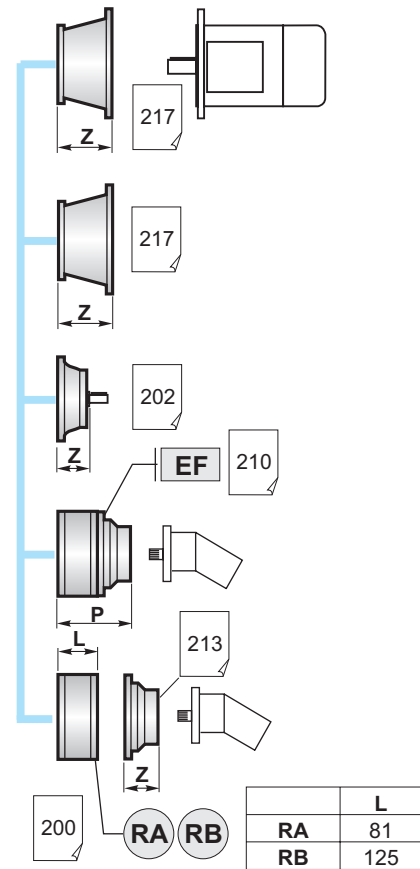
PG 65000



| | PG ...F | | | | | |
|----------|---------|--------|----|----|----|-----|
| | A | B | RA | RB | EF | EDF |
| PG 65002 | 903.5 | 1203.5 | | | | |
| PG 65003 | 1124.5 | 1424.5 | | | | |
| PG 65004 | 1231.5 | 1531.5 | | • | | |
| PG 65005 | 1303 | 1603 | • | o | • | |

| | PG ...FS | | | | | |
|----------|----------|--------|----|----|----|-----|
| | A | B | RA | RB | EF | EDF |
| PG 65002 | 903.5 | 1583.5 | | | | |
| PG 65003 | 1124.5 | 1804.5 | | | | |
| PG 65004 | 1231.5 | 1911.5 | | • | | |
| PG 65005 | 1303 | 1983.5 | • | o | • | |

| | | | |
|---|--------|--------|---|
| ⚠ | A | B | • |
| | A+13.5 | B+13.5 | o |



| | PGA ...F | | | | |
|-----------|----------|-----|----|----|----|
| | A | B | RA | RB | EF |
| PGA 65005 | 1366.5 | 315 | | • | |

| | PGA ...FS | | | | |
|-----------|-----------|-----|----|----|----|
| | A | B | RA | RB | EF |
| PGA 65005 | 1366.5 | 315 | | • | |

